



# Test Report: NGE65U09-P1J

---

65W AC-DC Reliable Wall-mounted Interchangeable  
Type Green Adaptor

## ■ DESIGN VERIFY TEST

Output Function Test

Input Function Test

Protection Function Test

Control Function Test

Component Stress Test

## ■ SAFETY & E.M.C. TEST

Safety Test

E.M.C. Test

## ■ RELIABILITY TEST

ENVIRONMENT TEST

■ DESIGN VERIFY TEST

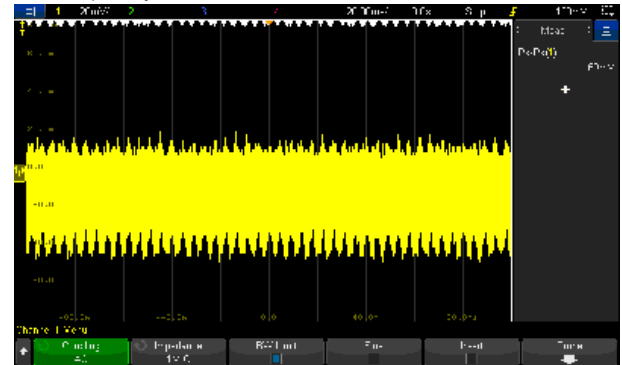
OUTPUT FUNCTION TEST

NO	TEST ITEM	SPECIFICATION	TEST CONDITION	RESULT
1	OUTPUT VOLTAGE TOLERANCE	V1: -5%~ +5%	I/P: 80VAC~264VAC O/P:FULL~MIN. LOAD Ta:25°C	V1: -1.99%~2.06%
2	LINE REGULATION	V1: -1%~ +1%	I/P: 80VAC~ 264VAC O/P:FULL LOAD Ta:25°C	V1: -0.01%~0.01%
3	LOAD REGULATION	V1: -5%~ +5%	I/P: 230VAC O/P:FULL ~MIN LOAD Ta:25°C	V1: -1.99%~2.06%
4	OVER/UNDERSHOOT TEST	<± 10%	I/P: 230VAC O/P:FULL LOAD Ta:25°C	3.56%
5	RIPPLE & NOISE (Max)	V1: 100mVp-p	I/P:230VAC O/P:FULL LOAD Ta:25°C	V1: 50mVp-p / high frequency 69mVp-p / low frequency

high frequency :

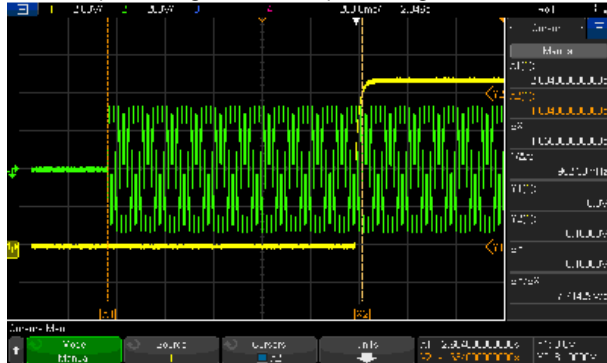


low frequency :

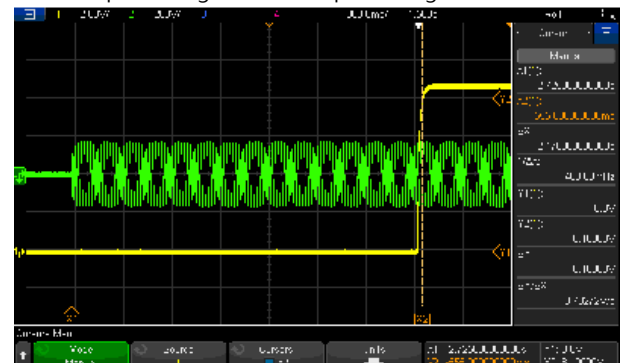


6	SET UP TIME(Max)	230VAC/1500ms 115VAC/3000ms	I/P : 230 VAC I/P : 115 VAC O/P : FULL LOAD Ta : 25°C	230VAC/ 1050ms 115VAC/ 2170ms
---	------------------	--------------------------------	--	----------------------------------

INPUT=230VAC/50HZ @ FULL LOAD  
CH1: Output Voltage CH2: AC Input Voltage



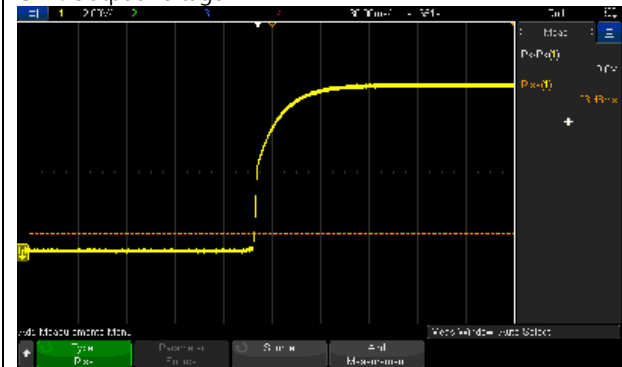
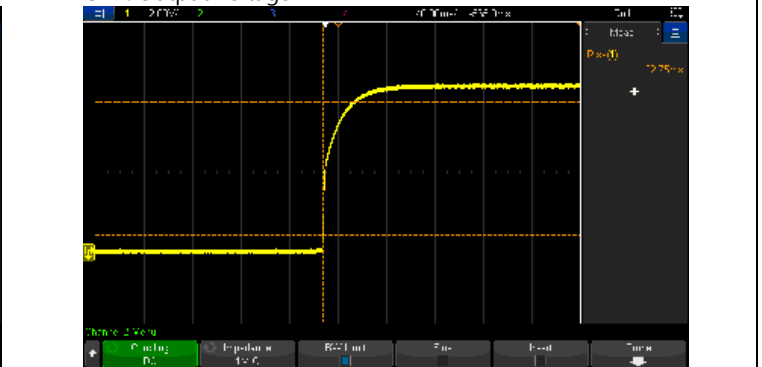
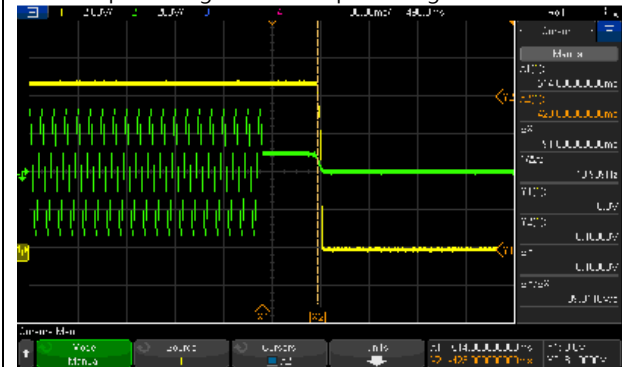
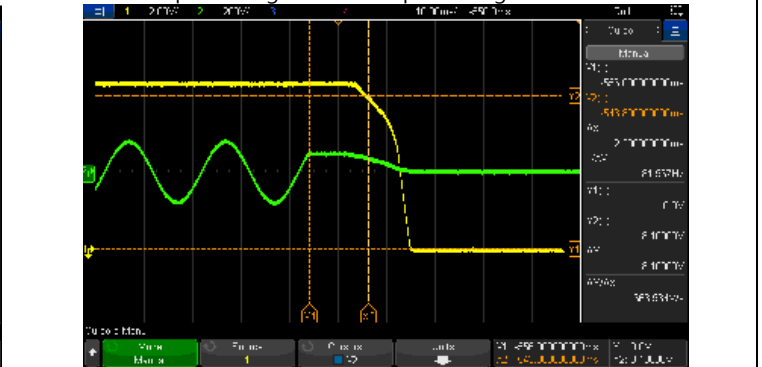
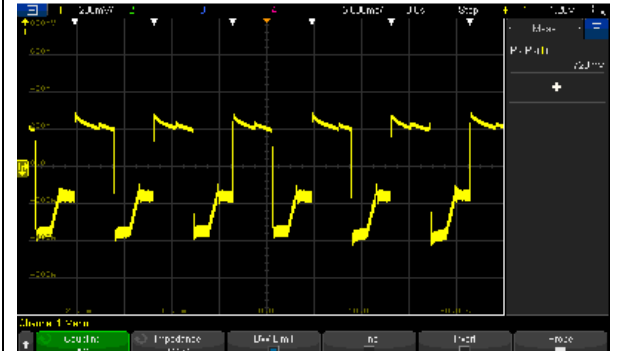
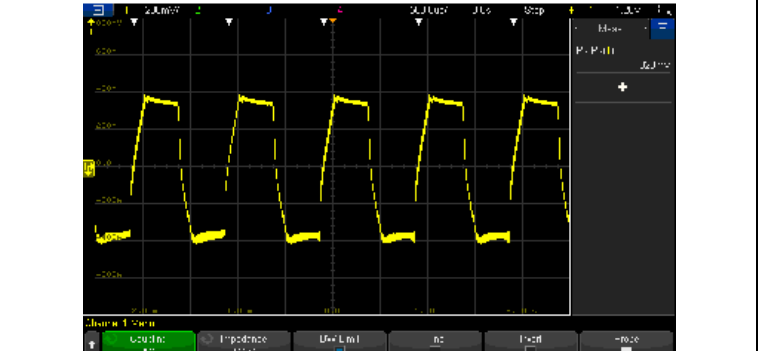
INPUT=115VAC/60HZ @ FULL LOAD  
CH1: Output Voltage CH2: AC Input Voltage





65W AC-DC Reliable Wall-mounted  
Interchangeable Type Green Adaptor

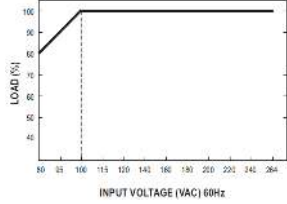
NGE65 series

7	RISE TIME (Max)	230VAC/50ms 115VAC/50ms	I/P : 230 VAC I/P : 115 VAC O/P : FULL LOAD Ta : 25°C	230VAC/23.48ms 115VAC/22.75ms
INPUT=230VAC/50HZ @ FULL LOAD CH1: Output Voltage 		INPUT=115VAC/60HZ @ FULL LOAD CH1: Output Voltage 		
8	HOLD UP TIME (Typ.)	230VAC/30ms 115VAC/10ms	I/P : 230 VAC I/P : 115 VAC O/P : FULL LOAD Ta : 25°C	230VAC/91ms 115VAC/12.2ms
INPUT=230VAC/50HZ @ FULL LOAD CH1: Output Voltage CH2: AC Input Voltage 		INPUT=115VAC/60HZ @ FULL LOAD CH1: Output Voltage CH2: AC Input Voltage 		
9	DYNAMIC LOAD	V1: 1800mVp-p	I/P: 230VAC O/P: (1) FULL/0% LOAD 50%DUTY / 120HZ (2) FULL/0% LOAD 50%DUTY / 1KHZ Ta:25°C	720mVp-p 820mVp-p
FULL /0% LOAD 50%DUTY / 120HZ 		FULL /0% LOAD 50%DUTY / 1KHZ 		

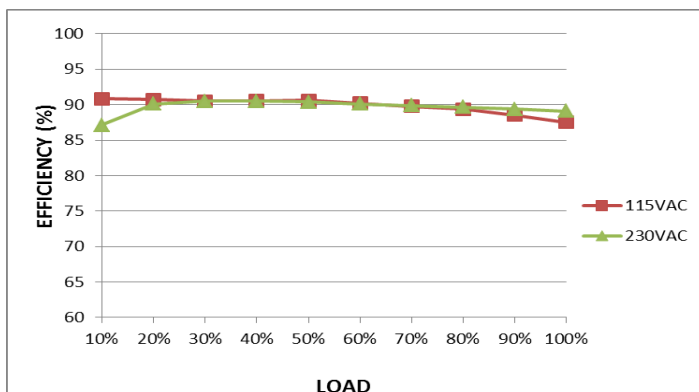


10	TRANSIENT RECOVERY TIME	V1: 1800mVp-p < 500us	I/P: 230VAC O/P:40% LOAD CHANGE 50%DUTY/120HZ 1.25A/us	922mVp-p 0us
----	-------------------------	--------------------------	--	-----------------

### INPUT FUNCTION TEST

NO	TEST ITEM	SPECIFICATION	TEST CONDITION	RESULT
1	INPUT VOLTAGE RANGE	80VAC~264VAC 113VDC~ 370VDC 	(1) I/P: TESTING O/P: FULL LOAD/ 80% LOAD (2) I/P: DC TESTING (L: + N:-) O/P: FULL LOAD/ 80% LOAD (3) I/P: DC TESTING (L: - N: +) O/P: FULL LOAD/ 80% LOAD Ta:25°C	(1) 87V~264V/ FULL LOAD 75V~264V/ 80% LOAD (2) 107.65Vdc~370Vdc/FULL LOAD 107.63Vdc~370Vdc/80% LOAD (3) 107.65Vdc~370Vdc/FULL LOAD 107.63Vdc~370Vdc/80% LOAD
			I/P: HIGH-LINE+15%=300V O/P:FULL LOAD /MIN LOAD (PLEASE CHECK DERATING CURVE) ON: 30 Sec OFF: 30 Sec 10MIN ( POWER ON/OFF NO DAMAGE )	TEST: OK
2	INPUT FREQUENCY RANGE	47HZ ~63 HZ NO DAMAGE	I/P:80 VAC ~264 VAC O/P:FULL~MIN LOAD Ta:25°C	TEST: OK
3	INPUT CURRENT (Typ.)	230V/ 0.8A 115V/ 1.5A	I/P : 230 VAC I/P : 115 VAC O/P : FULL LOAD Ta : 25°C	I =0.64A/ 230VAC I =0.98A/ 115VAC
4	LEAKAGE CURRENT	Touch current 100uA/ 264V for 60601	I/P : 264 VAC O/P : Min LOAD Ta : 25°C	71.2uA
5	NO LOAD CONSUMPTION	< 0.075W	I/P : 240VAC O/P : NO LOAD Ta : 25°C	0.055W
6	EFFICIENCY(Typ.)	87%	I/P:230VAC O/P:FULL LOAD Ta:25°C	89.45%

EFFICIENCY vs LOAD



7	INRUSH CURRENT(Typ.)	230V/100A 115V/50A COLD START	I/P : 230 VAC I/P : 115 VAC O/P : FULL LOAD Ta : 25°C	I =79.8A/ 230VAC I =48.4A/ 115VAC T50=409.48 us/230V
INPUT=230VAC/50HZ @ FULL LOAD CH1: AC Input Voltage CH4: Input current		INPUT=115VAC/ 60HZ @ FULL LOAD CH1: AC Input Voltage CH4: Input current		

### PROTECTION FUNCTION TEST

NO	TEST ITEM	SPECIFICATION	TEST CONDITION	RESULT
1	OVER LOAD PROTECTION	110%~150% rated output power Protection type: Hiccup mode, recovers automatically after fault condition is removed	I/P: 264VAC I/P: 230VAC I/P: 100VAC O/P: TESTING Ta:25°C	128.8%/ 264VAC 129.5%/ 230VAC 131.8%/100VAC PROTECTION TYPE : Hiccup mode, recovers automatically after fault condition is removed
2	OVER VOLTAGE PROTECTION	110%~140% rated output voltage Protection type: Clamp by zener diode	I/P: AC OFF O/P:MIN LOAD Ta:25°C	11.54V PROTECTION TYPE : Clamp by zener diode
3	SHORT PROTECTION	SHORT EVERY OUTPUT 1 HOUR NO DAMAGE Protection type: Hiccup mode, recovers automatically after fault condition is removed	I/P: 264VAC I/P: 80VAC O/P: FULL LOAD Ta:25°C	NO DAMAGE OK PROTECTION TYPE : Hiccup mode, recovers automatically after fault condition is removed

### COMPONENT STRESS TEST

NO	TEST ITEM	SPECIFICATION	TEST CONDITION	RESULT
1	PWM Transistor ( D to S) or (C to E) Peak Voltage	Q1 Rated: 10.6A/ 650V	AC ON/OFF I/P: High-Line +3V =267V O/P: (1)Full Load (2)Output Short (3) Dynamic Load Full Load/ Min. Load 90%Duty/1KHz	Q1 VDS: (1) 558V (2) 542V (3) 546V (4) 562V



65W AC-DC Reliable Wall-mounted  
Interchangeable Type Green Adaptor

NGE65 series

			(4) Dynamic Load Full Load/ Min. Load 90%Duty/3KHz (5) Dynamic Load Full Load/ Min. Load 90%Duty/5KHz (6) Dynamic Load 100% Load/ Min. Load 50%Duty/120Hz (7)0%→400% Load. Ta:25°C	(5) 566V (6) 558V (7) 530V
2	Diode Peak Voltage	Q100 Rated: 84A/60V	AC ON/OFF I/P: High-Line +3V =267 V O/P: (1)Full Load (2)Output Short (3) Dynamic Load Full Load/ Min. Load 90%Duty/1KHz (4) Dynamic Load Full Load/ Min. Load 90%Duty/3KHz (5) Dynamic Load Full Load/ Min. Load 90%Duty/5KHz (6) Dynamic Load 100% Load/ Min. Load 50%Duty/120Hz (7)0%→400% Load. (8).NO LOAD Ta:25°C	Q100: VDS: (1) 45.0V (2) 44.2V (3) 45.8V (4) 45.8V (5) 47.0V (6) 46.2V (7) 44.6V (8) 44.6V
3	Input Capacitor Voltage	C5 Rated: 120μ /400 V	I/P: High-Line +3V =267V O/P: (1)Full Load input on/off (2) Min load input on /Off (3) Full Load /Min load Change (4) Full load continue Ta:25°C	(1) 389V (2) 381V (3) 377V (4) 377V
4	Control IC Voltage Test	PWM IC U3 Rated: 8V~ 26.5V  O/P IC U101 Rated: 4V~ 13V	AC ON/OFF I/P: High-Line +3V =267 V O/P:(1) FULL LOAD (2) Output Short (3) O.L.P (4) NO LOAD VRmin (LOW LINE) Ta:25°C	U3                      U101 (1) 16.3V              (1) 9.22V (2) 16.3V              (2) 9.06V (3) 16.3V              (3) 9.14V (4) 9.5V                (4) 8.98V
5	Clamp Diode Peak Voltage	D5 Rated : 600V/1A	AC ON/OFF I/P : High-Line +3V = 267 V O/P : (1) Dynamic Load 90%Duty/1KHz (2) Full load continue Ta : 25°C	(1) 560V (2) 498V



## ■ SAFETY& E.M.C. TEST

### SAFETY TEST

NO	TEST ITEM	SPECIFICATION	TEST CONDITION	RESULT
1	WITHSTAND VOLTAGE	I/P-O/P: 4KVAC/min	I/P-O/P: 4.4 KVAC/min Ta:25°C	I/P-O/P:1.648mA NO DAMAGE
2	ISOLATION RESISTANCE	I/P-O/P:500VDC>100MΩ	I/P-O/P: 600 VDC Ta:25°C	I/P-O/P:50GΩ NO DAMAGE

### E.M.C TEST

NO	TEST ITEM	SPECIFICATION	TEST CONDITION	RESULT
1	HARMONIC	BS EN/EN61000-3-2 ■ CLASS A	I/P:230VAC/50HZ O/P:FULL LOAD Ta:25°C	PASS
2	CONDUCTION	BS EN/EN55032(CISPR32)/EN55011, FCC Part15 , CNS15936, GB/T 9254.1-2021 CLASS B	I/P : 230 VAC (50HZ) O/P : FULL/50% LOAD Ta : 25°C	PASS
3	RADIATION	BS EN/EN55032(CISPR32)/EN55011, FCC Part15 , CNS15936, GB/T 9254.1-2021 CLASS B	I/P : 230 VAC (50HZ) O/P : FULL LOAD Ta : 25°C	PASS
4	E.S.D	BS EN/EN61000-4-2 Level 3, 15KV air; Level 2, 8KV contact	I/P : 230 VAC/50HZ O/P : FULL LOAD Ta : 25°C	CRITERIA A
5	E.F.T	BS EN/EN 61000-4-4 INPUT : 1KV	I/P : 230 VAC/50HZ O/P : FULL LOAD Ta : 25°C	CRITERIA A
6	SURGE	BS EN/EN 61000-4-5 Level 3, 1KV/L-N	I/P : 230 VAC/50HZ O/P : FULL LOAD Ta : 25°C	CRITERIA A
7	Test by certified Lab & Test Report Prepare Any contradictions of the test results, please refer to the latest EMC test report			



## RELIABILITY TEST

### ENVIRONMENT TEST

NO	TEST ITEM	SPECIFICATION	TEST CONDITION	RESULT																																																																																																												
1	TEMPERATURE RISE TEST	MODEL : NGE65U05-P1J 1. ROOM AMBIENT BURN-IN : 2 HRS I/P : 230VAC O/P : FULL LOAD Ta= 25 °C 2. HIGH AMBIENT BURN-IN : 2 HRS I/P : 230VAC O/P : FULL LOAD Ta=40 °C																																																																																																														
		<table border="1"> <thead> <tr> <th>NO</th> <th>Position</th> <th>ROOM AMBIENT Ta=25°C</th> <th>HIGH AMBIENT Ta=40°C</th> </tr> </thead> <tbody> <tr><td>1</td><td>R42</td><td>62.4°C</td><td>76.5°C</td></tr> <tr><td>2</td><td>Q1</td><td>71.9°C</td><td>86.2°C</td></tr> <tr><td>3</td><td>D42</td><td>61.3°C</td><td>75.4°C</td></tr> <tr><td>4</td><td>U1</td><td>51.4°C</td><td>65.7°C</td></tr> <tr><td>5</td><td>U2</td><td>58.2°C</td><td>72.3°C</td></tr> <tr><td>6</td><td>Q101</td><td>67.9°C</td><td>82.5°C</td></tr> <tr><td>7</td><td>U3</td><td>60.2°C</td><td>74.3°C</td></tr> <tr><td>8</td><td>C105</td><td>58.7°C</td><td>73.0°C</td></tr> <tr><td>9</td><td>C106</td><td>63.1°C</td><td>77.5°C</td></tr> <tr><td>10</td><td>R40</td><td>66.7°C</td><td>80.7°C</td></tr> <tr><td>11</td><td>C5</td><td>57.5°C</td><td>71.7°C</td></tr> <tr><td>12</td><td>C40</td><td>54.0°C</td><td>68.2°C</td></tr> <tr><td>13</td><td>C1</td><td>51.6°C</td><td>65.9°C</td></tr> <tr><td>14</td><td>LF1</td><td>47.6°C</td><td>61.9°C</td></tr> <tr><td>15</td><td>ZNR1</td><td>48.3°C</td><td>62.5°C</td></tr> <tr><td>16</td><td>LF2</td><td>54.7°C</td><td>68.8°C</td></tr> <tr><td>17</td><td>BD1</td><td>52.4°C</td><td>66.6°C</td></tr> <tr><td>18</td><td>RTH3</td><td>57.6°C</td><td>71.2°C</td></tr> <tr><td>19</td><td>D5</td><td>81.1°C</td><td>95.3°C</td></tr> <tr><td>20</td><td>C8</td><td>68.8°C</td><td>83.0°C</td></tr> <tr><td>21</td><td>R5</td><td>68.6°C</td><td>82.7°C</td></tr> <tr><td>22</td><td>C101</td><td>73.8°C</td><td>88.1°C</td></tr> <tr><td>23</td><td>R101</td><td>76.3°C</td><td>90.9°C</td></tr> <tr><td>24</td><td>T1coil</td><td>64.5°C</td><td>78.7°C</td></tr> <tr><td>25</td><td>T1core</td><td>64.7°C</td><td>78.8°C</td></tr> <tr><td>26</td><td>U101</td><td>72.2°C</td><td>86.7°C</td></tr> </tbody> </table>	NO	Position	ROOM AMBIENT Ta=25°C	HIGH AMBIENT Ta=40°C	1	R42	62.4°C	76.5°C	2	Q1	71.9°C	86.2°C	3	D42	61.3°C	75.4°C	4	U1	51.4°C	65.7°C	5	U2	58.2°C	72.3°C	6	Q101	67.9°C	82.5°C	7	U3	60.2°C	74.3°C	8	C105	58.7°C	73.0°C	9	C106	63.1°C	77.5°C	10	R40	66.7°C	80.7°C	11	C5	57.5°C	71.7°C	12	C40	54.0°C	68.2°C	13	C1	51.6°C	65.9°C	14	LF1	47.6°C	61.9°C	15	ZNR1	48.3°C	62.5°C	16	LF2	54.7°C	68.8°C	17	BD1	52.4°C	66.6°C	18	RTH3	57.6°C	71.2°C	19	D5	81.1°C	95.3°C	20	C8	68.8°C	83.0°C	21	R5	68.6°C	82.7°C	22	C101	73.8°C	88.1°C	23	R101	76.3°C	90.9°C	24	T1coil	64.5°C	78.7°C	25	T1core	64.7°C	78.8°C	26	U101	72.2°C	86.7°C		
NO	Position	ROOM AMBIENT Ta=25°C	HIGH AMBIENT Ta=40°C																																																																																																													
1	R42	62.4°C	76.5°C																																																																																																													
2	Q1	71.9°C	86.2°C																																																																																																													
3	D42	61.3°C	75.4°C																																																																																																													
4	U1	51.4°C	65.7°C																																																																																																													
5	U2	58.2°C	72.3°C																																																																																																													
6	Q101	67.9°C	82.5°C																																																																																																													
7	U3	60.2°C	74.3°C																																																																																																													
8	C105	58.7°C	73.0°C																																																																																																													
9	C106	63.1°C	77.5°C																																																																																																													
10	R40	66.7°C	80.7°C																																																																																																													
11	C5	57.5°C	71.7°C																																																																																																													
12	C40	54.0°C	68.2°C																																																																																																													
13	C1	51.6°C	65.9°C																																																																																																													
14	LF1	47.6°C	61.9°C																																																																																																													
15	ZNR1	48.3°C	62.5°C																																																																																																													
16	LF2	54.7°C	68.8°C																																																																																																													
17	BD1	52.4°C	66.6°C																																																																																																													
18	RTH3	57.6°C	71.2°C																																																																																																													
19	D5	81.1°C	95.3°C																																																																																																													
20	C8	68.8°C	83.0°C																																																																																																													
21	R5	68.6°C	82.7°C																																																																																																													
22	C101	73.8°C	88.1°C																																																																																																													
23	R101	76.3°C	90.9°C																																																																																																													
24	T1coil	64.5°C	78.7°C																																																																																																													
25	T1core	64.7°C	78.8°C																																																																																																													
26	U101	72.2°C	86.7°C																																																																																																													
2	OVER LOAD BURN-IN TEST	NO DAMAGE 1 HOUR ( MIN )	I/P : 230 VAC O/P : 131%LOAD Ta : 25°C	TEST : OK																																																																																																												
3	LOW TEMPERATURE TURN ON TEST	TURN ON AFTER 2 HOUR	I/P : 264VAC/100VAC O/P : 100%LOAD Ta= -35°C	TEST : OK																																																																																																												





65W AC-DC Reliable Wall-mounted  
Interchangeable Type Green Adaptor

NGE65 series

4	HIGH HUMIDITY HIGH TEMPERATURE HIGH VOLTAGE TURN ON TEST	AFTER 12 HOURS IN CHAMBER ON CONTROL 40°C/95 %R.H NO DAMAGE	I/P : 272 VAC O/P : FULL LOAD Ta= 40°C HUMIDITY= 95 %R.H	TEST : OK
5	TEMPERATURE COEFFICIENT	±0.03%/°C(0~40°C)	I/P : 230 VAC O/P : FULL LOAD	±0.016%/°C(0~40°C)
6	STORAGE TEMPERATURE TEST	-20~85°C	1. Thermal shock Temperature : -45°C~ +90°C 2. Temperature change rate : 25°C / MIN 3. Dwell time low and high temperature : 30 MIN/EACH 4. Total test cycle : 10 CYCLE 5. Input/Output condition : STATIC	
7	THERMAL SHOCK TEST	-30~40°C	1. Thermal shock Temperature : -35°C~ +45°C 2. Temperature change rate : 25°C / MIN 3. Dwell time low and high temperature : 30 MIN/EACH 4. Total test cycle : 16 CYCLE 5. Input/Output condition : 15cycle:230V/ FULL LOAD AC ON 3sec/AC OFF 1sec TEST 1cycle:230V/ FULL LOAD Burn In Test	
8	VIBRATION TEST	10 ~ 500Hz, 2G 10min./1cycle, 60min. each along X, Y, Z axes	1 Carton & 1 Set (1) Waveform : Sine Wave (2) Frequency : 10~500Hz (3) Sweep Time : 10min/sweep cycle (4) Acceleration : 3G (5) Test Time : 180min in each axis (X.Y.Z) (6) Ta : 25°C	
9	CAPACITOR LIFE CYCLE	SUPPOSE C106 IS THE MOST CRITICAL COMPONENT (1) I/P : 230VAC O/P : FULL LOAD Ta= 25°C LIFE TIME (2) I/P : 230VAC O/P : FULL LOAD Ta= 40°C LIFE TIME (3) I/P : 230VAC O/P : 75% LOAD Ta= 40°C LIFE TIME (4) I/P : 230VAC O/P : 50% LOAD Ta= 40°C LIFE TIME	(1) 622257HRS (2) 118569HRS (3) 304768HRS (4) 1020869HRS	
10	MTBF	Conducted by Parts Stress Analysis Prediction 682.2 Khrs min. MIL-HDBK-217F (25°C) 5852.4 Khrs min.Telcordia TR/SR-332(Bellcore) (25°C)		
11	Ongoing Reliability Test	I/P : 230VAC O/P : FULL LOAD TA=50°C Demonstration Mean Time Between Failure : 30,000 hours		

TEST RESULT	TESTER	REVIEW	APPROVAL
PASS	Yuwei	Liutt	Wangdz

2020.10.1 TAG-QA-009