



Test Report: NTS-3200-212

3200W High Reliable True Sine Wave DC-AC Power Inverter

- **DESIGN VERIFY TEST**
 - Output Function Test
 - Input Function Test
 - Protection Function Test
 - Control Function Test
 - APPLICATION Test
 - Component Stress Test
- **SAFETY & E.M.C. TEST**
 - Safety Test
 - E.M.C. Test
- **RELIABILITY TEST**
 - ENVIRONMENT TEST

DESIGN VERIFY TEST

OUTPUT FUNCTION TEST

NO	TEST ITEM	SPECIFICATION	TEST CONDITION	RESULT
1	RATED POWER	3200W	IP: 12VDC Ta:25°C	<u>3270</u> W
2	MAXIMUM OUTPUT POWER (TYP)	(1)3680W/180sec. (2)4800w/10sec (3)SURGE POWER 6400W FOR 30CYCLE Vin (30 ± 5 CYCLE)	IP: 12.5VDC OP: TESTING LOAD Ta:25°C	(1) <u>229.7</u> V / <u>15.8</u> A / <u>180.1</u> Sec (2) <u>229.5</u> V / <u>20.7</u> A / <u>10.1</u> Sec (3) <u>224.1</u> V / <u>26.9</u> A / <u>29</u> Cycle

CH3:O/P VAC CH4:O/P IAC

Fig1

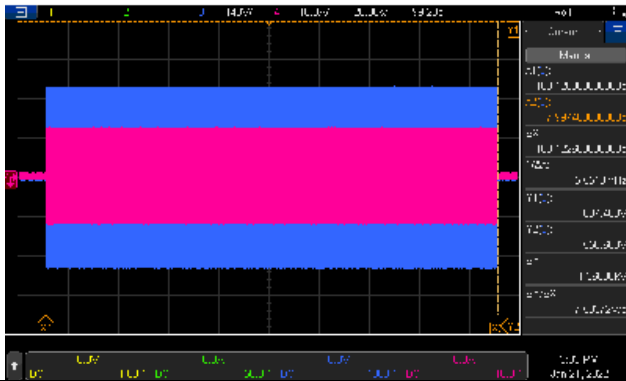


Fig2

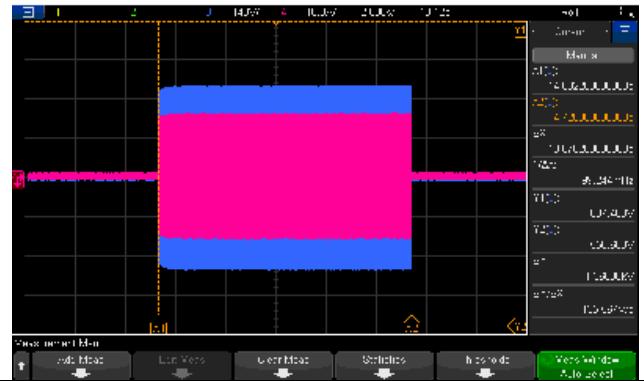
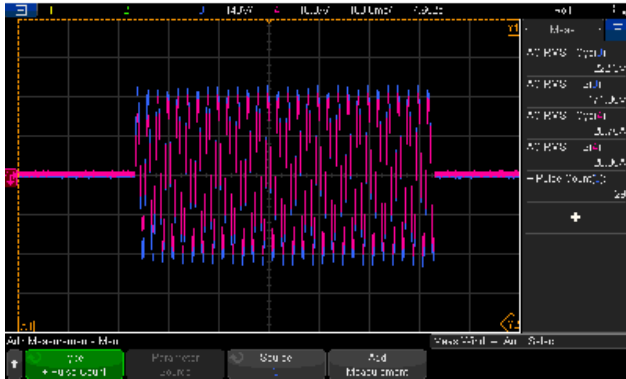












Fig3



3	AC Voltage	200 / 220 / 230 / 240Vac selectable by DIP S.W	IP: 12VDC OP: FULL LOAD Ta:25°C	DIP S.W 200VAC: <u>196.9</u> V DIP S.W 220VAC: <u>216.7</u> V DIP S.W 230VAC: <u>226.6</u> V DIP S.W 240VAC: <u>236.6</u> V
4	FREQUENCY	50/60Hz (±0.1HZ) selectable by DIP S.W	IP: 12VDC OP: FULL LOAD Ta:25°C	DIP S.W 50HZ: <u>50.04</u> HZ DIP S.W 60HZ: <u>60.02</u> HZ
5	WAVEFORM	True sine wave (THD<3%)	IP: 12.5VDC OP: 2400W (1) Vo(min) (2) Vo(nor) (3) Vo(max) Ta:25°C	(1) <u>2.26</u> % / Vo(min) /2400W (2) <u>2.40</u> % / Vo(nor) /2400W (3) <u>2.09</u> % / Vo(max) /2400W

CH3:O/P VAC CH4:O/P IAC				
Fig1		Fig2		
Fig3				
6	AC REGULATION	±3%	IP: 12.5VDC OP: 2400W Ta:25°C	-1.43 %
7	Overshoot /Undershoot	<±10%	IP: 12VDC OP: (1) full load turn on (2) no load turn on (3) full /no load change Ta:25°C	(1) -4.7 % (2) 3.0 % (3) 3.6 %
8	O/P voltage DC offset	Vin(nor)= 12 V · Vo<200mV · no load : 85.2 mV / full load: 72.3 mV		

9	LED STATUS	<ul style="list-style-type: none"> • Status test 		
		LED	Status	RESULT
		Green 	Inverter OK	OK
		Orange 	Remote off	OK
		Orange 	No AC Output at Saving mode	OK
		Red 	Inverter Fail	OK
		<ul style="list-style-type: none"> • DC Input test 		
		LED	Battery RANGE	RESULT
		Green 	12.5~15.5 Vdc±0.3v	12.58Vdc ~ 15.48 Vdc
		Orange 	11~ 12.5Vdc ±0.3v	11.07 Vdc ~ 12.47 Vdc
		Red 	<11.0 Vdc ±0.3v > 15.5vdc±0.3v	< 10.98 Vdc > 15.63 Vdc
		<ul style="list-style-type: none"> • Load test 		
		LED	LOAD RANGE	RESULT
		Green 	Min. load ~ 40%±5% LOAD	Min. load ~ 39.6%
		Orange 	40%±5% ~ 80%±5% LOAD	40.9% ~ 78.1%
Red 	≥ 80%±5% LOAD	≥ 79.6 %		

INPUT FUNCTION TEST

NO	TEST ITEM	SPECIFICATION	TEST CONDITION	RESULT
1	VOLTAGE RANGE (TYP)	10VDC~16.5VDC	IP: TESTING OP:NO LOAD/FULL LOAD Ta:25°C	<u>10.06</u> VDC~ <u>16.57</u> VDC/NO LOAD <u>10.11</u> VDC~ <u>16.57</u> VDC/FULL LOAD

			I/P: LOW-LINE=10.5V HIGH-LINE=16.2V O/P:FULL/MIN LOAD (PLEASE CHECK DERATING CURVE) ON:30Sec OFF:30Sec 10MIN (POWER ON/OFF NO DAMAGE) I/P: 12VDC O/P:FULL LOAD ON:30ec OFF:30ec 12Hr (POWER ON/OFF NO DAMAGE)	10MIN Test: <u>OK</u> 12Hr Test: <u>OK</u>
2	DC CURRENT (TYP)	320A	IP: 12VDC OP:FULL LOAD Ta:25°C	<u>305</u> A
3	NO LOAD DISSIPATION	$\leq 1.7W$ @ saving mode $\leq 55W$ @NON-Saving Mode	IP: 12VDC OP:NO LOAD Ta:25°C	<u>1.48</u> W @ saving mode <u>50.57</u> W @NON- Saving Mode
4	SAVING MODE TO NORMAL	$P_o \geq 25W$	IP: 12VDC OP: TESTING LOAD Ta:25°C	\geq <u>18</u> W
5	NORMAL TO SAVING MODE	$P_o \leq 10W$	IP: 12VDC OP: TESTING LOAD Ta:25°C	\leq <u>12</u> W
6	OFF MODE CURRENT DRAW (Typ.)	$\leq 2mA$	IP: 12VDC OP: Sw off Ta:25°C	<u>0.48</u> mA
7	EFFICIENCY(TYP)	2400W /90%	IP:12.5VDC OP: $P_o=2400W$ Ta:25°C	<u>90.17</u> %

PROTECTION TEST

NO	TEST ITEM	SPECIFICATION	TEST CONDITION	RESULT
1	BAT LOW ALARM	11V \pm 0.3VDC	IP: TESTING OP:FULL LOAD SW:ON Ta:25°C	<u>11.03</u> V
2	BAT LOW SHUT DOWN	10V \pm 0.3VDC	IP: TESTING OP: FULL LOAD SW:ON Ta:25°C	<u>10.11</u> V
3	BAT LOW RESTART	12.5V \pm 0.3VDC	IP: TESTING OP: FULL LOAD SW:ON Ta:25°C	<u>12.59</u> V

4	BAT HIGH ALARM	15.5V±0.3VDC	IP: TESTING OP:FULL LOAD SW:ON Ta:25°C	<u>15.69</u> V
5	BAT HIGH SHUT DOWN	16.5V±0.3VDC	IP: TESTING OP: FULL LOAD SW:ON Ta:25°C	<u>16.59</u> V
6	BAT HIGH RESTART	15V±0.3VDC	IP: TESTING OP: FULL LOAD SW:ON Ta:25°C	<u>15.02</u> V
7	BAT. POLARITY	By internal fuse open	IP: BAT +/- (Reverse) OP: FULL LOAD Ta:25°C	TEST: <u>OK</u>
8	OVER TEMPERATURE	Shut down o/p voltage: re-power on.	IP: HI LINE/LOW-LINE OP: FULL LOAD SW:ON Ta:25°C	Shut down o/p voltage, re-power on to recover LED DISPLAY: <u>OK</u>
9	OUTPUT SHORT	Shut down o/p voltage: re-power on	IP: 12VDC O/P: FULL LOAD SW:ON Ta:25°C	Shut down o/p voltage, re-power on to recover LED DISPLAY: <u>OK</u>
10	OVER LOAD (typ.)	105%~115%LOAD 180sec 115%~150%LOAD 10 sec Shut down o/p voltage, re-power on to recover	IP: 12VDC OP: TESTING SW:ON Ta:25°C	(1). <u>107% ~ 114 %</u> <u>180.1</u> sec (2). <u>117 % ~ 146 %</u> <u>10.1</u> sec Shut down o/p voltage, re-power on to recover

CONTROL FUNCTION TEST

NO	TEST ITEM	SPECIFICATION	TEST CONDITION	RESULT
1	REMOTE CONTROL	(1) Power ON-OFF remote control by front panel dry contact connector (by RELAY) Open : Normal work Short : Remote off (2) IRC3	IP: 12VDC OP: FULL LOAD Ta:25°C	(1).Open : <u>Normal work</u> Short : <u>Remote off</u> TEST: Vo= <u>0.003V</u> Pin= <u>6.45 W</u> (2).TEST: <u>OK</u>

APPLICATION TEST

NO	TEST ITEM	SPECIFICATION	TEST CONDITION	RESULT
1	LAMP	LAMP: <u>1005</u> W · turn on <u>OK</u> LAMP: <u>2007</u> W · turn on <u>OK</u> LAMP: <u>3018</u> W · turn on <u>OK</u>	1. Vin=HIGH LINE 2. 110V/60Hz	TEST: <u>OK</u>
2	INDUCTION MOTOR	<u>0.22</u> HP	1. Vin=HIGH LINE 2. 110V/60Hz	TEST: <u>OK</u>
3	SWITCHING POWER SUPPLY	WITH PFC: <u>RSP-3000-48</u> O/P= <u>2546</u> W	1. Vin=HIGH LINE 2. 110V/60Hz	TEST: <u>OK</u>
		NO PFC: <u>SE-1000-48</u> O/P= <u>1144</u> W	1. Vin=HIGH LINE 2. 110V/60Hz	TEST: <u>OK</u>

COMPONENT WEAFORM TEST

NO	TEST ITEM	SPECIFICATION	TEST CONDITION	RESULT	
1	DC TO DC Power Transistor (D to S) or (C to E) Peak Voltage	Q107 /Q111/Q127/Q131 Rated: 60 V / 195A	I/P: high line O/P: V(max)/Freq 60HZ VDS: O/P: (1)Full Load Turn On (2) Output Short (3)O.L.P(6400W) Turn On (4) NO LOAD Turn On (5) Saving mode Ta:25°C	Q107 VDS: (1) 45.3V (2) 39.3V (3) 59.0V (4) 39.3V (5) 39.3V Q127 VDS: (1) 45.7V (2) 41.3V (3) 58.7V (4) 42.9V (5) 42.9 V	Q117 VDS: (1) 45.7V (2) 40.1V (3) 58.5V (4) 41.3V (5) 41.3V Q131 VDS: (1) 45.9V (2) 41.4V (3) 58.5V (4) 41.8V (5) 41.0V
2	DC TO DC Diode Peak Voltage	D 901 Rated : 1000V/ 16 A	I/P: high line O/P: V(max)/Freq 60HZ VDS: O/P: (1)Full Load Turn On (2) Output Short (3)O.L.P(6400W) Turn On (4) NO LOAD Turn On (5) Saving mode Ta:25°C	(1) 516V (2) 568V (3) 516V (4) 528V (5) 524V	
3	DC BUS Capacitor Voltage	C905/C907 Rated: 820u/315V	I/P: high line O/P: V(max)/Freq 60HZ VDS: O/P: (1)Full Load Turn On (2) Output Short (3)O.L.P(6400W) Turn On (4) NO LOAD Turn On (5) Saving mode Ta:25°C	C905 (1) 256V (2) 266V (3) 254V (4) 258V (5) 254V	C907 (1) 254V (2) 268V (3) 256V (4) 254V (5) 254V
4	DC TO AC Power Transistor (D to S) or (C to E) Peak Voltage	Q 1 Rated : 650 V/ 50A	I/P: high line O/P: V(max)/Freq 60HZ VDS: O/P: (1)Full Load Turn On (2) Output Short (3)O.L.P(6400W) Turn On (4) NO LOAD Turn On (5) Saving mode Ta:25°C	Q1: VDS: (1) 528V (2) 604V (3) 528V (4) 532V (5) 532V	Q3: VDS: (1) 516V (2) 616V (3) 516V (4) 520V (5) 516V

5	AUX PWM MOS	Q201 Rated: 130 A/ 100 V Q504 Rated : 130A/100 V	I/P: high line O/P: V(max)/Freq 60HZ VDS: O/P: (1)Full Load Turn On (2) Output Short (3)O.L.P(6400W) Turn On (4) NO LOAD Turn On (5) Saving mode Ta:25°C	Q201 (1) 57.6V (2) 57.6V (3) 57.6V (4) 57.6V (5) 57.6V	Q504 (1) 33.1V (2) 33.1V (3) 33.1V (4) 33.1V (5) 33.1V
6	Control IC Voltage Test	MCU IC U301 Rated 2.4V~ 3.6 V AUX IC U201 Rated 8.2V~30V CHARGE IC U501 Rated 8.4V~30V Gate Driver IC U1 Rated 3V~18V	I/P: high line O/P: V(max)/Freq 60HZ VDS: O/P: (1)Full Load Turn On (2) Output Short (3)O.L.P(6400W) Turn On (4) NO LOAD Turn On (5) Saving mode Ta:25°C	U301 (1) 3.32V (2) 3.36V (3) 3.32V (4) 3.32V (5) 3.36V U201 (1) 15.9V (2) 16.0V (3) 17.4V (4) 15.9V (5) 15.9V	U501 (1) 12.8V (2) 12.8V (3) 12.8V (4) 12.8V (5) 12.8V U1 (1) 5.06V (2) 5.06V (3) 5.06V (4) 5.06V (5) 5.06V

SAFETY & EMC TEST

SAFETY TEST

NO	TEST ITEM	SPECIFICATION	TEST CONDITION	RESULT
1	WITHSTAND VOLTAGE	BAT I/P-AC O/P: 3 KVAC/min AC O/P-FG: 1.5 KVAC/min	BAT I/P-AC O/P 3.6 KVAC/min AC O/P-FG:1.8 KVAC/min Ta:25°C	BAT I/P-AC O/P: 11.08mA AC O/P-FG: 7.79mA NO DAMAGE
2	GROUNDING CONTINUITY	EN 60950 FG(PE) TO CHASSIS OR TRACE < 100 mΩ	40 A / 2min Ta:25°C	5mΩ

E.M.C TEST

NO	TEST ITEM	SPECIFICATION	TEST CONDITION	RESULT
1	CONDUCTION	CE CLASS A	I/P: 12 VDC O/P: FULL LOAD/50% LOAD Ta:25°C	PASS
2	RADIATION	CE CLASS A	I/P:12 VDC O/P: :FULL/50% LOAD Ta:25°C	PASS
3	E.S.D	EN61000-4-2 AIR : 8KV / Contact : 4KV	I/P: 12VDC O/P:FULL LOAD Ta:25°C	CRITERIA A
4	Test by certified Lab & Test Report Prepare Any contradictions of the test results, please refer to the latest EMC test report			

Reliability Test

NO	TEST ITEM	SPECIFICATION	TEST CONDITION	RESULT																																																																																																																																																				
1	TEMPERATURE RISE TEST	MODEL : NTU-3200-212 1. ROOM AMBIENT BURN-IN : 2 HRS I/P : 12 VDC O/P : FULL LOAD Ta= 25 °C 2. HIGH AMBIENT BURN-IN : 2 HRS I/P : 12VDC O/P : FULL LOAD Ta= 40 °C																																																																																																																																																						
		<table border="1"> <thead> <tr> <th>NO</th> <th>Position</th> <th>ROOM AMBIENT Ta= 25 °C</th> <th>HIGH AMBIENT Ta= 40 °C</th> </tr> </thead> <tbody> <tr><td>1</td><td>T101coil</td><td>80.2°C</td><td>96.3°C</td></tr> <tr><td>2</td><td>T101core</td><td>40.8°C</td><td>55.7°C</td></tr> <tr><td>3</td><td>C106</td><td>64.6°C</td><td>81.2°C</td></tr> <tr><td>4</td><td>C104</td><td>74.7°C</td><td>90.4°C</td></tr> <tr><td>5</td><td>Q105</td><td>52.1°C</td><td>68.9°C</td></tr> <tr><td>6</td><td>Q101</td><td>44.7°C</td><td>61.0°C</td></tr> <tr><td>7</td><td>D903</td><td>43.9°C</td><td>58.9°C</td></tr> <tr><td>8</td><td>Q116</td><td>47.6°C</td><td>64.6°C</td></tr> <tr><td>9</td><td>C144</td><td>76.3°C</td><td>92.7°C</td></tr> <tr><td>10</td><td>C140</td><td>66.8°C</td><td>83.5°C</td></tr> <tr><td>11</td><td>T102coil</td><td>81.4°C</td><td>97.3°C</td></tr> <tr><td>12</td><td>T102core</td><td>70.9°C</td><td>86.4°C</td></tr> <tr><td>13</td><td>Q122</td><td>50.6°C</td><td>67.4°C</td></tr> <tr><td>14</td><td>Q137</td><td>54.0°C</td><td>70.6°C</td></tr> <tr><td>15</td><td>T102 NTC</td><td>59.8°C</td><td>74.8°C</td></tr> <tr><td>16</td><td>U301</td><td>33.0°C</td><td>47.7°C</td></tr> <tr><td>17</td><td>Q201</td><td>65.2°C</td><td>81.2°C</td></tr> <tr><td>18</td><td>LF26</td><td>47.4°C</td><td>63.1°C</td></tr> <tr><td>19</td><td>D907</td><td>43.5°C</td><td>58.1°C</td></tr> <tr><td>20</td><td>D911</td><td>44.0°C</td><td>59.2°C</td></tr> <tr><td>21</td><td>C51</td><td>38.1°C</td><td>53.6°C</td></tr> <tr><td>22</td><td>L100</td><td>35.3°C</td><td>50.6°C</td></tr> <tr><td>23</td><td>Q2</td><td>59.7°C</td><td>74.9°C</td></tr> <tr><td>24</td><td>Q6</td><td>75.1°C</td><td>89.9°C</td></tr> <tr><td>25</td><td>TSW2</td><td>46.8°C</td><td>62.8°C</td></tr> <tr><td>26</td><td>C907</td><td>36.1°C</td><td>51.0°C</td></tr> <tr><td>27</td><td>TSW3</td><td>28.5°C</td><td>44.4°C</td></tr> <tr><td>28</td><td>T201</td><td>38.3°C</td><td>53.7°C</td></tr> <tr><td>29</td><td>T202</td><td>47.4°C</td><td>63.1°C</td></tr> <tr><td>30</td><td>R79</td><td>63.4°C</td><td>77.3°C</td></tr> <tr><td>31</td><td>Q7</td><td>55.2°C</td><td>70.6°C</td></tr> <tr><td>32</td><td>Q4</td><td>54.4°C</td><td>70.3°C</td></tr> <tr><td>33</td><td>T501</td><td>29.6°C</td><td>44.8°C</td></tr> <tr><td>34</td><td>Q504</td><td>27.4°C</td><td>43.0°C</td></tr> <tr><td>35</td><td>U501</td><td>27.8°C</td><td>43.4°C</td></tr> <tr><td>36</td><td>C6</td><td>28.2°C</td><td>43.4°C</td></tr> </tbody> </table>	NO	Position	ROOM AMBIENT Ta= 25 °C	HIGH AMBIENT Ta= 40 °C	1	T101coil	80.2°C	96.3°C	2	T101core	40.8°C	55.7°C	3	C106	64.6°C	81.2°C	4	C104	74.7°C	90.4°C	5	Q105	52.1°C	68.9°C	6	Q101	44.7°C	61.0°C	7	D903	43.9°C	58.9°C	8	Q116	47.6°C	64.6°C	9	C144	76.3°C	92.7°C	10	C140	66.8°C	83.5°C	11	T102coil	81.4°C	97.3°C	12	T102core	70.9°C	86.4°C	13	Q122	50.6°C	67.4°C	14	Q137	54.0°C	70.6°C	15	T102 NTC	59.8°C	74.8°C	16	U301	33.0°C	47.7°C	17	Q201	65.2°C	81.2°C	18	LF26	47.4°C	63.1°C	19	D907	43.5°C	58.1°C	20	D911	44.0°C	59.2°C	21	C51	38.1°C	53.6°C	22	L100	35.3°C	50.6°C	23	Q2	59.7°C	74.9°C	24	Q6	75.1°C	89.9°C	25	TSW2	46.8°C	62.8°C	26	C907	36.1°C	51.0°C	27	TSW3	28.5°C	44.4°C	28	T201	38.3°C	53.7°C	29	T202	47.4°C	63.1°C	30	R79	63.4°C	77.3°C	31	Q7	55.2°C	70.6°C	32	Q4	54.4°C	70.3°C	33	T501	29.6°C	44.8°C	34	Q504	27.4°C	43.0°C	35	U501	27.8°C	43.4°C	36	C6	28.2°C	43.4°C		
NO	Position	ROOM AMBIENT Ta= 25 °C	HIGH AMBIENT Ta= 40 °C																																																																																																																																																					
1	T101coil	80.2°C	96.3°C																																																																																																																																																					
2	T101core	40.8°C	55.7°C																																																																																																																																																					
3	C106	64.6°C	81.2°C																																																																																																																																																					
4	C104	74.7°C	90.4°C																																																																																																																																																					
5	Q105	52.1°C	68.9°C																																																																																																																																																					
6	Q101	44.7°C	61.0°C																																																																																																																																																					
7	D903	43.9°C	58.9°C																																																																																																																																																					
8	Q116	47.6°C	64.6°C																																																																																																																																																					
9	C144	76.3°C	92.7°C																																																																																																																																																					
10	C140	66.8°C	83.5°C																																																																																																																																																					
11	T102coil	81.4°C	97.3°C																																																																																																																																																					
12	T102core	70.9°C	86.4°C																																																																																																																																																					
13	Q122	50.6°C	67.4°C																																																																																																																																																					
14	Q137	54.0°C	70.6°C																																																																																																																																																					
15	T102 NTC	59.8°C	74.8°C																																																																																																																																																					
16	U301	33.0°C	47.7°C																																																																																																																																																					
17	Q201	65.2°C	81.2°C																																																																																																																																																					
18	LF26	47.4°C	63.1°C																																																																																																																																																					
19	D907	43.5°C	58.1°C																																																																																																																																																					
20	D911	44.0°C	59.2°C																																																																																																																																																					
21	C51	38.1°C	53.6°C																																																																																																																																																					
22	L100	35.3°C	50.6°C																																																																																																																																																					
23	Q2	59.7°C	74.9°C																																																																																																																																																					
24	Q6	75.1°C	89.9°C																																																																																																																																																					
25	TSW2	46.8°C	62.8°C																																																																																																																																																					
26	C907	36.1°C	51.0°C																																																																																																																																																					
27	TSW3	28.5°C	44.4°C																																																																																																																																																					
28	T201	38.3°C	53.7°C																																																																																																																																																					
29	T202	47.4°C	63.1°C																																																																																																																																																					
30	R79	63.4°C	77.3°C																																																																																																																																																					
31	Q7	55.2°C	70.6°C																																																																																																																																																					
32	Q4	54.4°C	70.3°C																																																																																																																																																					
33	T501	29.6°C	44.8°C																																																																																																																																																					
34	Q504	27.4°C	43.0°C																																																																																																																																																					
35	U501	27.8°C	43.4°C																																																																																																																																																					
36	C6	28.2°C	43.4°C																																																																																																																																																					

		<table border="1"> <thead> <tr> <th>NO</th> <th>Position</th> <th>ROOM AMBIENT Ta= 25 °C</th> <th>HIGH AMBIENT Ta= 40 °C</th> </tr> </thead> <tbody> <tr> <td>37</td> <td>LF1</td> <td>35.3°C</td> <td>51.2°C</td> </tr> <tr> <td>38</td> <td>ZNR1</td> <td>27.7°C</td> <td>43.0°C</td> </tr> <tr> <td>39</td> <td>C2</td> <td>30.8°C</td> <td>46.3°C</td> </tr> <tr> <td>40</td> <td>R156</td> <td>77.3°C</td> <td>95.8°C</td> </tr> <tr> <td>41</td> <td>R115</td> <td>87.5°C</td> <td>106.6°C</td> </tr> <tr> <td>42</td> <td>U201</td> <td>48.9°C</td> <td>63.3°C</td> </tr> <tr> <td>43</td> <td>R275</td> <td>67.1°C</td> <td>82.7°C</td> </tr> <tr> <td>44</td> <td>R49</td> <td>51.1°C</td> <td>66.0°C</td> </tr> <tr> <td>45</td> <td>R70</td> <td>58.7°C</td> <td>73.9°C</td> </tr> <tr> <td>46</td> <td>U1</td> <td>33.6°C</td> <td>48.5°C</td> </tr> <tr> <td>47</td> <td>RTH7</td> <td>71.2°C</td> <td>87.4°C</td> </tr> </tbody> </table>				NO	Position	ROOM AMBIENT Ta= 25 °C	HIGH AMBIENT Ta= 40 °C	37	LF1	35.3°C	51.2°C	38	ZNR1	27.7°C	43.0°C	39	C2	30.8°C	46.3°C	40	R156	77.3°C	95.8°C	41	R115	87.5°C	106.6°C	42	U201	48.9°C	63.3°C	43	R275	67.1°C	82.7°C	44	R49	51.1°C	66.0°C	45	R70	58.7°C	73.9°C	46	U1	33.6°C	48.5°C	47	RTH7	71.2°C	87.4°C
NO	Position	ROOM AMBIENT Ta= 25 °C	HIGH AMBIENT Ta= 40 °C																																																		
37	LF1	35.3°C	51.2°C																																																		
38	ZNR1	27.7°C	43.0°C																																																		
39	C2	30.8°C	46.3°C																																																		
40	R156	77.3°C	95.8°C																																																		
41	R115	87.5°C	106.6°C																																																		
42	U201	48.9°C	63.3°C																																																		
43	R275	67.1°C	82.7°C																																																		
44	R49	51.1°C	66.0°C																																																		
45	R70	58.7°C	73.9°C																																																		
46	U1	33.6°C	48.5°C																																																		
47	RTH7	71.2°C	87.4°C																																																		
2	OVER LOAD BURN-IN TEST	NO DAMAGE 1 HOUR (MIN)	I/P : 12VDC O/P : 102%LOAD Ta : 25°C	TEST : OK																																																	
3	LOW TEMPERATURE TURN ON TEST	TURN ON AFTER 2 HOUR	I/P : 12VDC O/P : 100%LOAD Ta= -30 °C	TEST : OK																																																	
4	HIGH HUMIDITY HIGH TEMPERATURE HIGH VOLTAGE TURN ON TEST	AFTER 12 HOURS IN CHAMBER ON CONTROL 40 °C NO DAMAGE	I/P : 16.5VDC O/P : FULL LOAD Ta= 39 °C HUMIDITY= 95 %R.H	TEST : OK																																																	
5	STORAGE TEMPERATURE TEST	1. Thermal shock Temperature : -45°C~ +90°C 2. Temperature change rate : 25°C / MIN 3. Dwell time low and high temperature : 30 MIN/EACH 4. Total test cycle : 10 CYCLE 5. Input /Output condition : STATIC		TEST : OK																																																	
6	THERMAL SHOCK TEST	1. Thermal shock Temperature : -30°C~ +45°C 2. Temperature change rate : 25°C / MIN 3. Dwell time low and high temperature : 30 MIN/EACH 4. Total test cycle : 16 CYCLE 5. Input /Output condition : 15cycle:12VDC/ FULL LOAD DC ON 11sec/DC OFF 1sec TEST 1cycle:12VDC/ FULL LOAD Burn In Test		TEST : OK																																																	
7	VIBRATION TEST	1 Carton & 1 Set (1) Waveform : Sine Wave (2) Frequency : 10~500Hz (3) Sweep Time : 10min/sweep cycle (4) Acceleration : 4G (5) Test Time : 60min in each axis (X.Y.Z) (6) Ta : 25°C		TEST : OK																																																	
8	CAPACITOR LIFE CYCLE	SUPPOSE C144 IS THE MOST CRITICAL COMPONENT (1) I/P : 12VDC O/P : FULL LOAD Ta= 25 °C LIFE TIME (2) I/P : 12VDC O/P : FULL LOAD Ta= 40 °C LIFE TIME (3) I/P : 12VDC O/P : FULL LOAD Ta= 40 °C LIFE TIME (4) I/P : 12VDC O/P : FULL LOAD Ta= 40 °C LIFE TIME		(1) 81681HRS (2) 12363HRS (3) 243849HRS (4) 1089234HRS																																																	



9	MTBF	Conducted by Parts Stress Analysis Prediction 336.9K hrs min. Telcordia SR-332 (Bellcore) ; 30.5K hrs min. MIL-HDBK-217F (25°C)
10	Ongoing Reliability Test	I/P : 12.5VDC O/P : 80% LOAD TA=50°C Demonstration Mean Time Between Failure : 30,000 hours

TEST RESULT	TESTER	REVIEW	APPROVAL
PASS	Liutt		Wangdz

2020.10.1 TAG-QA-009